

Phillip Island 4.445 m

1 / 2

Yamaha Finance Australian Round, 22-24 February 2019 World Superbike - Results Race 1

Laps 22 = 97,790 Km - Time of Race 33'38.901 - Avg. 174,374 km/h

Pos	Grid	No. Rider	Nat	Team	Bike	Class	LL	Gap	Rel.	Fastest Lap	Speed	Qualifying	Speed
1	3	19 A. BAUTISTA	ESP	ARUBA.IT Racing - Ducati	Ducati Panigale V4 R		22			1'30.884	313,0	1'29.729	317,6
2	1	1 J. REA	GBR	Kawasaki Racing Team WorldSBK	Kawasaki ZX-10RR		22	14.983	14.983	1'31.453	313,0	1'29.413	311,2
3	9	33 M. MELANDRI	ITA	GRT Yamaha WorldSBK	Yamaha YZF R1	IND	22	16.934	1.951	1'31.861	312,1	1'30.401	311,2
4	5	22 A. LOWES	GBR	Pata Yamaha WorldSBK Team	Yamaha YZF R1		22	16.984	0.050	1'31.162	314,0	1'29.987	314,0
5	7	60 M. VAN DER MARK	NED	Pata Yamaha WorldSBK Team	Yamaha YZF R1		22	19.179	2.195	1'31.873	317,6	1'30.361	305,1
6	14	54 T. RAZGATLIOGLU	TUR	Turkish Puccetti Racing	Kawasaki ZX-10RR	IND	22	21.203	2.024	1'31.459	312,1	1'31.015	312,1
7	4	66 T. SYKES	GBR	BMW Motorrad WorldSBK Team	BMW S1000 RR		22	21.488	0.285	1'31.597	306,8	1'29.822	298,3
8	6	11 S. CORTESE	GER	GRT Yamaha WorldSBK	Yamaha YZF R1	IND	22	23.018	1.530	1'31.633	314,9	1'30.159	313,0
9	8	21 M. RINALDI	ITA	BARNI Racing Team	Ducati Panigale V4 R	IND	22	25.580	2.562	1'32.207	316,7	1'30.390	314,0
10	16	7 C. DAVIES	GBR	ARUBA.IT Racing - Ducati	Ducati Panigale V4 R		22	27.124	1.544	1'31.929	318,6	1'31.587	315,8
11	12	81 J. TORRES	ESP	Team Pedercini Racing	Kawasaki ZX-10RR	IND	22	28.214	1.090	1'32.036	314,0	1'30.760	306,8
12	11	50 E. LAVERTY	IRL	Team Gooleven	Ducati Panigale V4 R	IND	22	30.055	1.841	1'31.755	314,9	1'30.730	312,1
13	13	28 M. REITERBERGER	GER	BMW Motorrad WorldSBK Team	BMW S1000 RR		22	31.859	1.804	1'32.119	305,9	1'30.900	300,8
14	15	36 L. MERCADO	ARG	Orelac Racing VerdNatura	Kawasaki ZX-10RR	IND	22	34.793	2.934	1'31.945	315,8	1'31.062	303,4
15	2	91 L. HASLAM	GBR	Kawasaki Racing Team WorldSBK	Kawasaki ZX-10RR		22	41.009	6.216	1'31.503	312,1	1'29.624	313,0
16	17	23 R. KIYONARI	JPN	Moriwaki Althea Honda Team	Honda CBR1000RR		22	45.523	4.514	1'32.447	307,7	1'31.626	306,8
17	18	52 A. DELBIANCO	ITA	Althea Mie Racing Team	Honda CBR1000RR	IND	21	1 Lap	1 Lap	1'32.890	298,3	1'32.135	298,3
-----Not Classified-----													
RET	19	17 T. HERFOSS	AUS	Penrite Honda Racing	Honda CBR1000RR	IND	16	6 Laps		1'35.200	296,7	1'36.895	290,3
RET	10	2 L. CAMIER	GBR	Moriwaki Althea Honda Team	Honda CBR1000RR		8	14 Laps		1'31.782	310,3	1'30.608	313,0

AIR	Humidity:	67%	Temp:	21°C
TRACK	Condition:	Dry	Temp:	41°C

Records	Pole	(SP)	2019	J.Rea	1'29.413	178,97 Km/h
	Race	(RC2)	2018	M.Melandri	1'30.848	176,14 Km/h
	All Times	(SP)	2019	J.Rea	1'29.413	178,97 Km/h
Race Fastest Lap			Lap 3	A.Bautista	1'30.884	176,07 Km/h

LAP LEADERS				
No. Rider	From	To	Laps	Total
19 A. BAUTISTA	1	22	22	22

TOTAL LEADER LAPS		
No. Rider	Laps	
19 A. BAUTISTA	22	

Start 15:00 End 15:34 The results are provisional until the end of the time limit for protests and appeals and the completion of the technical checks.

23/02/2019 15:00 15:34 These data/results cannot be reproduced, stored and/or transmitted in whole or in part by any manner of electronic, mechanical, photocopying, recording, broadcasting or otherwise now known or herein after developed without the previous express consent by the copyright owner, except for reproduction in daily press and regular printed publications on sale to the public within 60 days of the event related to those data/results and always provided that copyright symbol appears together as follows below.

© DORNA WSBK ORGANIZATION Srl 2019

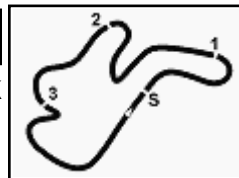
FIKR PERUGIA TIMING



Official Tyre Supplier



Official Timekeeper



Yamaha Finance Australian Round, 22-24 February 2019 World Superbike - Results Race 1

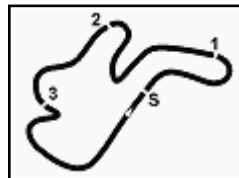
Race Highlights

Time	No. Rider	Description
14.57.56		Warm-up Lap Start
15.00.30		Start
15.02.54		No Jump Start
15.11.54	52 Delbianco	On Asphalt - Re-Joined - Turn 1
15.13.12	2 Camier	Crashed - Turn 2
15.13.29	2 Camier	Re-joined
15.15.00	2 Camier	Entered Pits
15.15.42	2 Camier	Retired
15.19.29	91 Haslam	Crashed - Turn 4
15.19.41	91 Haslam	Re-joined
15.23.07	52 Delbianco	On Asphalt - Re-Joined - Turn 1
15.27.52	17 Herfoss	Entered Pits
15.28.28	17 Herfoss	Retired
15.34.53		End Of Session

Start End The results are provisional until the end of the time limit for protests and appeals
23/02/2019 15:00 15:34 and the completion of the technical checks.

These data/results cannot be reproduced, stored and/or transmitted in whole or in part by any manner of electronic, mechanical, photocopying, recording, broadcasting or otherwise now known or herein after developed without the previous express consent by the copyright owner, except for reproduction in daily press and regular printed publications on sale to the public within 60 days of the event related to those data/results and always provided that copyright symbol appears together as follows below.

© DORNA WSBK ORGANIZATION Srl 2019



Phillip Island 4.445 m

Yamaha Finance Australian Round, 22-24 February 2019
World Superbike - Lap Chart Race 1

		Lap																					
	1	2	3	4	5	6	7	8	9	10	11	12	13	14	15	16	17	18	19	20	21	22	
1	19	19	19	19	19	19	19	19	19	19	19	19	19	19	19	19	19	19	19	19	19	19	
2	1	1	1	91	91	91	91	91	1	91	1	91	1	1	1	1	1	1	1	1	1	1	
3	91	91	91	1	1	1	1	1	91	1	91	1	22	22	22	22	22	22	22	22	33	33	
4	22	22	22	54	54	54	54	54	54	54	22	22	54	54	54	66	33	33	33	33	22	22	
5	66	54	54	22	22	22	22	22	22	22	54	54	66	66	66	33	60	60	60	60	60	60	
6	33	66	66	66	66	66	66	66	66	66	66	66	33	33	33	60	54	54	54	54	54	54	
7	54	60	60	60	60	60	60	33	33	33	33	33	60	60	60	54	66	66	66	66	66	66	
8	11	33	33	33	33	33	33	60	60	60	60	60	11	11	11	11	11	11	11	11	11	11	
9	60	50	50	7	7	7	7	2	7	7	11	11	7	7	7	7	7	7	7	7	21	21	
10	2	11	7	50	2	2	2	7	11	11	7	7	81	81	81	81	81	21	21	21	7	7	
11	50	7	11	2	50	50	81	11	81	81	81	81	36	36	36	50	21	81	81	81	81	81	
12	7	2	2	11	81	81	11	81	50	36	36	36	50	50	50	21	50	50	50	50	50	50	
13	36	36	81	81	36	36	50	50	36	50	50	50	21	21	21	28	28	28	28	28	28	28	
14	81	81	36	36	11	11	36	36	21	21	21	21	28	28	28	36	36	36	36	36	36	36	
15	21	21	21	21	21	21	21	21	28	28	28	28	23	23	23	23	23	23	23	23	91	91	
16	28	28	28	28	28	28	28	28	23	23	23	23	91	91	91	91	91	91	91	91	23	23	
17	23	23	23	23	23	23	23	23	52	52	52	52	52	52	52	52	52	52	52	52	52	52	
18	52	52	52	52	52	52	52	17	17	17	17	17	17	17	17	17	17	17	17	17	17	17	
19	17	17	17	17	17	17	17	17	17	17	17	17	17	17	17	17	17	17	17	17	17	17	

Final Result			
1	19	A. BAUTISTA	Laps 22
2	1	J. REA	14.983
3	33	M. MELANDRI	16.934
4	22	A. LOWES	16.984
5	60	M. VAN DER MARK	19.179
6	54	T. RAZGATLIOGLU	21.203
7	66	T. SYKES	21.488
8	11	S. CORTESE	23.018
9	21	M. RINALDI	25.580
10	7	C. DAVIES	27.124
11	81	J. TORRES	28.214
12	50	E. LAVERTY	30.055
13	28	M. REITERBERGER	31.859
14	36	L. MERCADO	34.793
15	91	L. HASLAM	41.009
16	23	R. KIYONARI	45.523
17	52	A. DELBIANCO	1 Lap
RET	17	T. HERFOSS	6 Laps
RET	2	L. CAMIER	14 Laps

23/02/2019

These data/results cannot be reproduced, stored and/or transmitted in whole or in part by any manner of electronic, mechanical, photocopying, recording, broadcasting or otherwise now known or herein after developed without the previous express consent by the copyright owner, except for reproduction in daily press and regular printed publications on sale to the public within 60 days of the event related to those data/results and always provided that copyright symbol appears together as follows below.

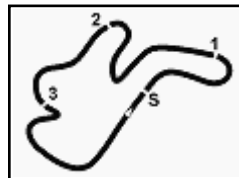
© DORNA WSBK ORGANIZATION Srl 2019

FCR PERUGIA TIMING


Official Tyre Supplier



Official Timekeeper



Phillip Island 4.445 m

3 / 4

Yamaha Finance Australian Round, 22-24 February 2019

World Superbike - Lap Chart Race 1

9	7	C.Davies	18.888	5	60	M.van der Mark	17.789
10	81	J.Torres	21.739	6	54	T.Razgatioglu	19.543
11	36	L.Mercado	22.934	7	66	T.Sykes	19.716
12	50	E.Laverty	23.096	8	11	S.Cortese	20.788
13	21	M.Rinaldi	23.148	9	7	C.Davies	24.758
14	28	M.Reiterberger	24.296	10	21	M.Rinaldi	26.376
15	23	R.Kiyonari	29.786	11	81	J.Torres	26.773
16	91	L.Haslam	38.064	12	50	E.Laverty	28.015
17	52	A.Delbianco	1'15.844	13	28	M.Reiterberger	29.407
18	17	T.Herfoss	1'22.882	14	36	L.Mercado	32.976
				15	23	R.Kiyonari	39.473
				16	91	L.Haslam	40.261
				17	52	A.Delbianco	

Lap 16

1	19	A.Bautista	24'25.068
2	1	J.Rea	13.260
3	22	A.Lowes	13.425
4	66	T.Sykes	15.335
5	33	M.Melandri	15.460
6	60	M.van der Mark	15.796
7	54	T.Razgatioglu	16.039
8	11	S.Cortese	17.932
9	7	C.Davies	20.421
10	81	J.Torres	23.054
11	50	E.Laverty	24.261
12	21	M.Rinaldi	24.298
13	28	M.Reiterberger	25.730
14	36	L.Mercado	28.634
15	23	R.Kiyonari	32.249
16	91	L.Haslam	39.009
17	52	A.Delbianco	1'19.680
18	17	T.Herfoss	1'28.889

Lap 17

1	19	A.Bautista	25'56.673
2	1	J.Rea	13.953
3	22	A.Lowes	14.350
4	33	M.Melandri	16.331
5	60	M.van der Mark	16.613
6	54	T.Razgatioglu	16.996
7	66	T.Sykes	17.032
8	11	S.Cortese	19.035
9	7	C.Davies	21.795
10	81	J.Torres	24.421
11	21	M.Rinaldi	25.022
12	50	E.Laverty	25.562
13	28	M.Reiterberger	27.000
14	36	L.Mercado	30.140
15	23	R.Kiyonari	34.314
16	91	L.Haslam	39.684
17	52	A.Delbianco	1'23.315

Lap 18

1	19	A.Bautista	27'28.422
2	1	J.Rea	14.569
3	22	A.Lowes	15.187
4	33	M.Melandri	16.688
5	60	M.van der Mark	17.239
6	54	T.Razgatioglu	18.236
7	66	T.Sykes	18.459
8	11	S.Cortese	19.825
9	7	C.Davies	23.311
10	21	M.Rinaldi	25.600
11	81	J.Torres	25.631
12	50	E.Laverty	26.626
13	28	M.Reiterberger	28.206
14	36	L.Mercado	31.718
15	23	R.Kiyonari	37.079
16	91	L.Haslam	39.977
17	52	A.Delbianco	1'26.853

Lap 19

1	19	A.Bautista	29'00.372
2	1	J.Rea	14.820
3	22	A.Lowes	15.753
4	33	M.Melandri	16.851

Lap 20

1	19	A.Bautista	30'32.550
2	1	J.Rea	15.102
3	22	A.Lowes	17.014
4	33	M.Melandri	17.055
5	60	M.van der Mark	18.744
6	54	T.Razgatioglu	20.909
7	66	T.Sykes	20.940
8	11	S.Cortese	22.023
9	7	C.Davies	25.974
10	21	M.Rinaldi	26.405
11	81	J.Torres	27.502
12	50	E.Laverty	29.089
13	28	M.Reiterberger	30.637
14	36	L.Mercado	34.197
15	23	R.Kiyonari	41.752
16	91	L.Haslam	41.752
17	52	A.Delbianco	

Lap 21

1	19	A.Bautista	32'04.514
2	1	J.Rea	16.280
3	33	M.Melandri	17.757
4	22	A.Lowes	17.964
5	60	M.van der Mark	19.840
6	54	T.Razgatioglu	22.573
7	66	T.Sykes	22.604
8	11	S.Cortese	23.413
9	21	M.Rinaldi	27.281
10	7	C.Davies	27.505
11	81	J.Torres	28.956
12	50	E.Laverty	30.729
13	28	M.Reiterberger	32.292
14	36	L.Mercado	35.692
15	91	L.Haslam	42.167
16	23	R.Kiyonari	44.894
17	52	A.Delbianco	

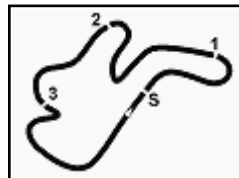
Lap 22

1	19	A.Bautista	33'38.901
2	1	J.Rea	14.983
3	33	M.Melandri	16.934
4	22	A.Lowes	16.984
5	60	M.van der Mark	19.179
6	54	T.Razgatioglu	21.203
7	66	T.Sykes	21.488
8	11	S.Cortese	23.018
9	21	M.Rinaldi	25.580
10	7	C.Davies	27.124
11	81	J.Torres	28.214
12	50	E.Laverty	30.055
13	28	M.Reiterberger	31.859
14	36	L.Mercado	34.793
15	91	L.Haslam	41.009
16	23	R.Kiyonari	45.523

23/02/2019

These data/results cannot be reproduced, stored and/or transmitted in whole or in part by any manner of electronic, mechanical, photocopying, recording, broadcasting or otherwise now known or herein after developed without the previous express consent by the copyright owner, except for reproduction in daily press and regular printed publications on sale to the public within 60 days of the event related to those data/results and always provided that copyright symbol appears together as follows below.

© DORNA WSBK ORGANIZATION Srl 2019



Phillip Island 4.445 m

4 / 4

Yamaha Finance Australian Round, 22-24 February 2019
World Superbike - Lap Chart Race 1
Race Pace Comparison

	19 Bau	1 Rea	33 Mel	22 Low	60 vdM	54 Raz	66 Syk	11 Cor	21 Rin	7 Dav	81 Tor	50 Lav	28 Rei	36 Mer
1	1'36.938	1'37.412	1'38.400	1'38.160	1'38.750	1'38.527	1'38.379	1'38.681	1'40.065	1'39.703	1'39.836	1'39.504	1'40.858	1'39.767
2	1'30.964	1'31.772	1'32.461	1'31.162	1'32.057	1'31.602	1'31.808	1'32.816	1'32.440	1'31.942	1'32.078	1'31.755	1'32.311	1'32.083
3	1'30.884	1'32.148	1'31.997	1'32.208	1'31.978	1'31.531	1'31.833	1'32.346	1'32.215	1'31.999	1'32.336	1'32.055	1'32.119	1'32.548
4	1'30.952	1'31.900	1'31.923	1'32.177	1'31.873	1'31.874	1'32.062	1'32.242	1'32.444	1'32.058	1'32.036	1'32.610	1'32.947	1'31.945
5	1'30.975	1'31.584	1'31.995	1'31.554	1'32.027	1'31.459	1'31.649	1'33.206	1'32.407	1'31.929	1'32.676	1'32.734	1'32.266	1'32.805
6	1'31.096	1'31.633	1'31.861	1'31.507	1'31.915	1'31.660	1'31.597	1'32.220	1'32.804	1'32.108	1'32.346	1'32.547	1'32.402	1'32.283
7	1'31.212	1'31.453	1'32.176	1'31.906	1'32.176	1'31.600	1'31.843	1'32.488	1'32.713	1'32.201	1'32.677	1'33.041	1'32.467	1'32.910
8	1'30.965	1'31.548	1'32.308	1'31.703	1'32.500	1'31.554	1'32.210	1'31.633	1'32.450	1'32.564	1'32.225	1'32.677	1'32.588	1'32.712
9	1'31.187	1'32.282	1'32.098	1'31.620	1'32.045	1'32.128	1'32.053	1'32.166	1'32.409	1'32.772	1'32.549	1'32.644	1'32.524	1'32.640
10	1'31.249	1'32.444	1'32.032	1'32.477	1'32.222	1'32.332	1'31.879	1'31.981	1'32.586	1'32.367	1'32.463	1'32.885	1'32.400	1'32.744
11	1'31.191	1'32.397	1'32.445	1'32.283	1'32.278	1'32.748	1'32.275	1'31.951	1'33.254	1'33.128	1'33.128	1'33.287	1'33.059	1'32.955
12	1'31.294	1'32.327	1'32.166	1'32.316	1'32.350	1'32.575	1'32.389	1'32.107	1'33.121	1'32.496	1'32.593	1'32.732	1'33.008	1'32.473
13	1'31.527	1'31.884	1'32.194	1'31.798	1'32.054	1'32.233	1'32.363	1'32.115	1'32.244	1'32.385	1'32.660	1'32.651	1'32.669	1'32.687
14	1'31.622	1'32.370	1'32.119	1'32.383	1'32.198	1'32.958	1'32.481	1'32.354	1'32.695	1'32.491	1'32.762	1'32.689	1'32.611	1'32.962
15	1'31.492	1'32.490	1'31.947	1'32.591	1'32.160	1'33.082	1'33.057	1'32.309	1'32.849	1'32.910	1'32.922	1'32.833	1'33.615	1'32.968
16	1'31.520	1'32.684	1'32.406	1'32.648	1'32.281	1'33.244	1'32.525	1'32.385	1'32.670	1'33.053	1'32.835	1'32.685	1'32.954	1'37.220
17	1'31.605	1'32.298	1'32.476	1'32.530	1'32.422	1'32.562	1'33.302	1'32.708	1'32.329	1'32.979	1'32.972	1'32.906	1'32.875	1'33.111
18	1'31.749	1'32.365	1'32.106	1'32.586	1'32.375	1'32.989	1'33.176	1'32.539	1'32.327	1'33.265	1'32.959	1'32.813	1'32.955	1'33.327
19	1'31.950	1'32.201	1'32.113	1'32.516	1'32.500	1'33.257	1'33.207	1'32.913	1'32.726	1'33.397	1'33.092	1'33.339	1'33.151	1'33.208
20	1'32.178	1'32.460	1'32.382	1'33.439	1'33.133	1'33.544	1'33.402	1'33.413	1'32.207	1'33.394	1'32.907	1'33.252	1'33.408	1'33.399
21	1'31.964	1'33.142	1'32.666	1'32.914	1'33.060	1'33.628	1'33.628	1'33.354	1'32.840	1'33.495	1'33.418	1'33.604	1'33.619	1'33.459
22	1'34.387	1'33.090	1'33.564	1'33.407	1'33.726	1'33.017	1'33.271	1'33.992	1'32.686	1'34.006	1'33.645	1'33.713	1'33.954	1'33.488

	91 Has	23 Kiy	52 Del	17 Her	2 Cam
1	1'37.472	1'41.136	1'41.425	1'41.629	1'39.429
2	1'31.799	1'32.947	1'32.890	1'35.200	1'32.363
3	1'32.107	1'32.469	1'33.551	1'36.268	1'32.062
4	1'31.634	1'32.447	1'34.067	1'36.590	1'32.171
5	1'31.545	1'32.606	1'34.516	1'36.567	1'32.259
6	1'31.577	1'32.639	1'34.491	1'36.724	1'32.002
7	1'31.503	1'32.551	1'34.558	1'36.909	1'31.782
8	1'31.565	1'32.606	1'50.226	1'36.572	1'32.193
9	1'32.587	1'32.987	1'35.103	1'37.067	
10	1'32.266	1'33.747	1'34.793	1'36.958	
11	1'32.546	1'33.207	1'36.205	1'38.016	
12	1'32.090	1'33.416	1'35.399	1'37.064	
13	1'58.089	1'33.459	1'35.581	1'37.235	
14	1'32.980	1'33.445	1'35.791	1'36.785	
15	1'31.852	1'33.672	1'40.796	1'36.846	
16	1'32.465	1'33.983	1'35.356	1'37.527	
17	1'32.280	1'33.670	1'35.240		
18	1'32.042	1'34.514	1'35.287		
19	1'32.234	1'34.344	1'38.292		
20	1'33.669	1'34.457	1'35.884		
21	1'32.379	1'35.106	1'36.231		
22	1'33.229	1'35.016			

23/02/2019

These data/results cannot be reproduced, stored and/or transmitted in whole or in part by any manner of electronic, mechanical, photocopying, recording, broadcasting or otherwise now known or herein after developed without the previous express consent by the copyright owner, except for reproduction in daily press and regular printed publications on sale to the public within 60 days of the event related to those data/results and always provided that copyright symbol appears together as follows below.

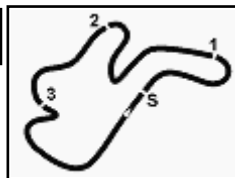
© DORNA WSBK ORGANIZATION Srl 2019

FCR PERGURIA TIMING


Official Tyre Supplier



Official Timekeeper



Yamaha Finance Australian Round, 22-24 February 2019 World Superbike - Best Sectors & Speed Race 1

RESULTS

1	19 A. BAUTISTA	Ducati Panigale V4 R	Laps 22
2	1 J. REA	Kawasaki ZX-10RR	14.983
3	33 M. MELANDRI	Yamaha YZF R1	16.934
4	22 A. LOWES	Yamaha YZF R1	16.984
5	60 M. VAN DER MARK	Yamaha YZF R1	19.179
6	54 T. RAZGATLIOGLU	Kawasaki ZX-10RR	21.203
7	66 T. SYKES	BMW S1000 RR	21.488
8	11 S. CORTESE	Yamaha YZF R1	23.018
9	21 M. RINALDI	Ducati Panigale V4 R	25.580
10	7 C. DAVIES	Ducati Panigale V4 R	27.124
11	81 J. TORRES	Kawasaki ZX-10RR	28.214
12	50 E. LAVERTY	Ducati Panigale V4 R	30.055
13	28 M. REITERBERGER	BMW S1000 RR	31.859
14	36 L. MERCADO	Kawasaki ZX-10RR	34.793
15	91 L. HASLAM	Kawasaki ZX-10RR	41.009
16	23 R. KIYONARI	Honda CBR1000RR	45.523
17	52 A. DELBIANCO	Honda CBR1000RR	1 Lap
RET	17 T. HERFOSS	Honda CBR1000RR	6 Laps
RET	2 L. CAMIER	Honda CBR1000RR	14 Laps

SPEED

1	7 C. DAVIES	Ducati Panigale V4 R	318,6
2	60 M. VAN DER MARK	Yamaha YZF R1	317,6
3	21 M. RINALDI	Ducati Panigale V4 R	316,7
4	36 L. MERCADO	Kawasaki ZX-10RR	315,8
5	50 E. LAVERTY	Ducati Panigale V4 R	314,9
6	11 S. CORTESE	Yamaha YZF R1	314,9
7	81 J. TORRES	Kawasaki ZX-10RR	314,0
8	22 A. LOWES	Yamaha YZF R1	314,0
9	19 A. BAUTISTA	Ducati Panigale V4 R	313,0
10	1 J. REA	Kawasaki ZX-10RR	313,0
11	54 T. RAZGATLIOGLU	Kawasaki ZX-10RR	312,1
12	33 M. MELANDRI	Yamaha YZF R1	312,1
13	91 L. HASLAM	Kawasaki ZX-10RR	312,1
14	2 L. CAMIER	Honda CBR1000RR	310,3
15	23 R. KIYONARI	Honda CBR1000RR	307,7
16	66 T. SYKES	BMW S1000 RR	306,8
17	28 M. REITERBERGER	BMW S1000 RR	305,9
18	52 A. DELBIANCO	Honda CBR1000RR	298,3
19	17 T. HERFOSS	Honda CBR1000RR	296,7

SEG. 1

1	1 J. REA	21.599
2	22 A. LOWES	21.629
3	19 A. BAUTISTA	21.688
4	91 L. HASLAM	21.727
5	66 T. SYKES	21.728
6	54 T. RAZGATLIOGLU	21.733
7	7 C. DAVIES	21.739
8	50 E. LAVERTY	21.783
9	11 S. CORTESE	21.792
10	60 M. VAN DER MARK	21.824
11	2 L. CAMIER	21.834
12	28 M. REITERBERGER	21.859
13	81 J. TORRES	21.879
14	33 M. MELANDRI	21.903
15	23 R. KIYONARI	21.914
16	36 L. MERCADO	21.926
17	21 M. RINALDI	21.959
18	52 A. DELBIANCO	22.145
19	17 T. HERFOSS	22.450

SEG. 2

1	19 A. BAUTISTA	26.307
2	91 L. HASLAM	26.330
3	66 T. SYKES	26.379
4	22 A. LOWES	26.385
5	1 J. REA	26.432
6	54 T. RAZGATLIOGLU	26.502
7	7 C. DAVIES	26.506
8	33 M. MELANDRI	26.510
9	2 L. CAMIER	26.566
10	11 S. CORTESE	26.588
11	21 M. RINALDI	26.626
12	60 M. VAN DER MARK	26.627
13	28 M. REITERBERGER	26.654
14	50 E. LAVERTY	26.685
15	81 J. TORRES	26.688
16	36 L. MERCADO	26.744
17	23 R. KIYONARI	26.779
18	52 A. DELBIANCO	27.011
19	17 T. HERFOSS	27.393

SEG. 3

1	19 A. BAUTISTA	17.251
2	66 T. SYKES	17.357
3	91 L. HASLAM	17.371
4	1 J. REA	17.399
5	60 M. VAN DER MARK	17.406
6	54 T. RAZGATLIOGLU	17.422
7	81 J. TORRES	17.438
8	33 M. MELANDRI	17.440
9	11 S. CORTESE	17.444
10	22 A. LOWES	17.447
11	2 L. CAMIER	17.452
12	36 L. MERCADO	17.480
13	50 E. LAVERTY	17.495
14	28 M. REITERBERGER	17.501
15	7 C. DAVIES	17.534
16	21 M. RINALDI	17.577
17	23 R. KIYONARI	17.592
18	52 A. DELBIANCO	17.709
19	17 T. HERFOSS	18.026

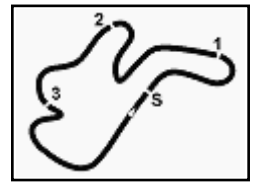
SEG. 4

1	19 A. BAUTISTA	25.497
2	91 L. HASLAM	25.534
3	21 M. RINALDI	25.571
4	22 A. LOWES	25.644
5	1 J. REA	25.678
6	33 M. MELANDRI	25.680
7	81 J. TORRES	25.693
8	36 L. MERCADO	25.696
9	54 T. RAZGATLIOGLU	25.701
10	2 L. CAMIER	25.716
11	60 M. VAN DER MARK	25.747
12	50 E. LAVERTY	25.757
13	11 S. CORTESE	25.770
14	66 T. SYKES	25.817
15	7 C. DAVIES	25.865
16	23 R. KIYONARI	25.900
17	28 M. REITERBERGER	25.970
18	52 A. DELBIANCO	25.982
19	17 T. HERFOSS	26.237

23/02/2019

These data/results cannot be reproduced, stored and/or transmitted in whole or in part by any manner of electronic, mechanical, photocopying, recording, broadcasting or otherwise now known or herein after developed without the previous express consent by the copyright owner, except for reproduction in daily press and regular printed publications on sale to the public within 60 days of the event related to those data/results and always provided that copyright symbol appears together as follows below.

© DORNA WSBK ORGANIZATION Srl 2019



Yamaha Finance Australian Round, 22-24 February 2019 World Superbike - Chronological Analysis Race 1

Phillip Island 4.445 m

Start at 15:00'18.288

2 / 4

Table for rider 6° 54 T. RAZGATLIOGLU (1'31.459) showing lap times, km/h, and local times across 22 laps.

Table for rider 12 21.878 26.750 17.623 25.856 1'32.107 295,1 15:18'52.125 (13-22 laps)

Table for rider 9° 21 M. RINALDI (1'32.207) showing lap times, km/h, and local times across 22 laps.

Table for rider 7° 66 T. SYKES (1'31.597) showing lap times, km/h, and local times across 22 laps.

Table for rider 10° 7 C. DAVIES (1'31.929) showing lap times, km/h, and local times across 22 laps.

Table for rider 8° 11 S. CORTESE (1'31.633) showing lap times, km/h, and local times across 22 laps.

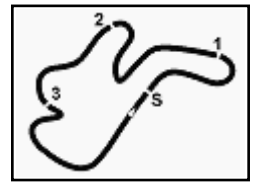
23/02/2019

P = Pits In/Out - C = Lap Time Cancelled

These data/results cannot be reproduced, stored and/or transmitted in whole or in part by any manner of electronic, mechanical, photocopying, recording, broadcasting or otherwise now known or herein after developed without the previous express consent by the copyright owner, except for reproduction in daily press and regular printed publications on sale to the public within 60 days of the event related to those data/results and always provided that copyright symbol appears together as follows below.

© DORNA WSBK ORGANIZATION Srl 2019





Phillip Island 4.445 m

Yamaha Finance Australian Round, 22-24 February 2019 World Superbike - Chronological Analysis Race 1

Start at 15:00'18.288

4 / 4

16° 23 R. KIYONARI (1'32.447)							
Lap	Seg.1	Seg.2	Seg.3	Seg.4	Lap Time	km/h	Local Time
1		27.752	18.056	25.962	1'41.136		15:01'59.424
2	22.292	27.088	17.667	25.900	1'32.947	293,5	15:03'32.371
3	21.914	26.925	17.592	26.038	1'32.469	307,7	15:05'04.840
4	21.981	26.779	17.685	26.002	1'32.447	306,8	15:06'37.287
5	22.136	26.844	17.653	25.973	1'32.606	306,8	15:08'09.893
6	22.089	26.886	17.669	25.995	1'32.639	305,1	15:09'42.532
7	21.974	26.827	17.723	26.027	1'32.551	305,1	15:11'15.083
8	22.027	26.886	17.692	26.001	1'32.606	305,1	15:12'47.689
9	22.190	26.906	17.787	26.104	1'32.987	304,2	15:14'20.676
10	22.131	27.417	17.875	26.324	1'33.747	303,4	15:15'54.423
11	22.263	26.928	17.879	26.137	1'33.207	300,0	15:17'27.630
12	22.199	27.064	17.940	26.213	1'33.416	302,5	15:19'01.046
13	22.155	27.136	17.948	26.220	1'33.459	301,7	15:20'34.505
14	22.166	27.181	17.959	26.139	1'33.445	300,0	15:22'07.950
15	22.235	27.146	17.868	26.423	1'33.672	300,8	15:23'41.622
16	22.303	27.236	18.039	26.405	1'33.983	298,3	15:25'15.605
17	22.305	27.100	17.967	26.298	1'33.670	299,2	15:26'49.275
18	22.416	27.306	18.054	26.738	1'34.514	300,8	15:28'23.789
19	22.333	27.332	18.012	26.667	1'34.344	296,7	15:29'58.133
20	22.353	27.423	18.081	26.600	1'34.457	296,7	15:31'32.590
21	22.794	27.581	18.104	26.627	1'35.106	282,0	15:33'07.696
22	22.676	27.399	18.242	26.699	1'35.016	295,9	15:34'42.712
Race Time 34'24.424							

13	23.404	28.112	18.464	27.255	1'37.235	281,3	15:21'21.087
14	23.287	27.936	18.364	27.198	1'36.785	279,8	15:22'57.872
15	23.242	28.168	18.333	27.103	1'36.846	279,8	15:24'34.718
16	23.297	28.221	18.551	27.458	1'37.527	279,8	15:26'12.245
Race Time 25'53.957							

RET 2 L. CAMIER (1'31.782)							
Lap	Seg.1	Seg.2	Seg.3	Seg.4	Lap Time	km/h	Local Time
1		27.294	17.586	25.924	1'39.429		15:01'57.717
2	22.220	26.738	17.607	25.798	1'32.363	306,8	15:03'30.080
3	22.055	26.825	17.466	25.716	1'32.062	310,3	15:05'02.142
4	21.834	26.746	17.508	26.083	1'32.171	309,5	15:06'34.313
5	22.112	26.760	17.471	25.916	1'32.259	309,5	15:08'06.572
6	21.997	26.658	17.479	25.868	1'32.002	305,1	15:09'38.574
7	21.851	26.566	17.452	25.913	1'31.782	305,9	15:11'10.356
8	22.003	26.633	17.535	26.022	1'32.193	308,6	15:12'42.549
Race Time 12'24.261							

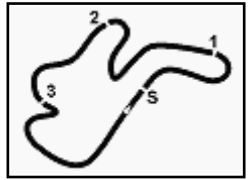
17° 52 A. DELBIANCO (1'32.890)							
Lap	Seg.1	Seg.2	Seg.3	Seg.4	Lap Time	km/h	Local Time
1		27.684	18.013	26.114	1'41.425		15:01'59.713
2	22.145	27.054	17.709	25.982	1'32.890	298,3	15:03'32.603
3	22.149	27.095	17.864	26.443	1'33.551	295,1	15:05'06.154
4	22.420	27.011	18.144	26.492	1'34.067	292,7	15:06'40.221
5	22.652	27.106	18.141	26.617	1'34.516	290,3	15:08'14.737
6	22.607	27.133	18.161	26.590	1'34.491	285,7	15:09'49.228
7	22.665	27.241	18.094	26.558	1'34.558	286,5	15:11'23.786
8	37.787	27.727	18.176	26.536	1'50.226	285,7	15:13'14.012
9	22.718	27.376	18.122	26.887	1'35.103	284,2	15:14'49.115
10	22.701	27.324	18.113	26.655	1'34.793	283,5	15:16'23.908
11	22.720	28.513	18.223	26.749	1'36.205	284,2	15:18'00.113
12	22.711	27.498	18.328	26.862	1'35.399	282,0	15:19'35.512
13	23.074	27.437	18.275	26.795	1'35.581	285,0	15:21'11.093
14	22.900	27.583	18.580	26.728	1'35.791	282,0	15:22'46.884
15	27.967	27.766	18.286	26.777	1'40.796	284,2	15:24'27.680
16	22.771	27.475	18.291	26.819	1'35.356	282,7	15:26'03.036
17	22.819	27.391	18.138	26.892	1'35.240	281,3	15:27'38.276
18	22.883	27.367	18.217	26.820	1'35.287	282,0	15:29'13.563
19	23.053	28.486	19.942	26.811	1'38.292	282,0	15:30'51.855
20	22.918	27.633	18.423	26.910	1'35.884	289,5	15:32'27.739
21	22.972	27.634	18.457	27.168	1'36.231	282,0	15:34'03.970
Race Time 33'45.682							

RET 17 T. HERFOSS (1'35.200)							
Lap	Seg.1	Seg.2	Seg.3	Seg.4	Lap Time	km/h	Local Time
1		27.816	18.026	26.237	1'41.629		15:01'59.917
2	22.450	27.393	18.329	27.028	1'35.200	296,7	15:03'35.117
3	23.165	27.941	18.277	26.885	1'36.268	285,7	15:05'11.385
4	23.234	27.867	18.371	27.118	1'36.590	283,5	15:06'47.975
5	23.143	28.031	18.278	27.115	1'36.567	282,7	15:08'24.542
6	23.084	27.901	18.467	27.272	1'36.724	282,0	15:10'01.266
7	23.343	27.997	18.329	27.240	1'36.909	281,3	15:11'38.175
8	23.685	27.868	18.128	26.891	1'36.572	279,8	15:13'14.747
9	23.020	28.164	18.485	27.398	1'37.067	284,2	15:14'51.814
10	23.117	27.993	18.396	27.452	1'36.958	282,0	15:16'28.772
11	23.599	28.229	18.933	27.255	1'38.016	277,6	15:18'06.788
12	23.316	28.074	18.357	27.317	1'37.064	280,5	15:19'43.852

23/02/2019 P = Pits In/Out - C = Lap Time Cancelled

These data/results cannot be reproduced, stored and/or transmitted in whole or in part by any manner of electronic, mechanical, photocopying, recording, broadcasting or otherwise now known or herein after developed without the previous express consent by the copyright owner, except for reproduction in daily press and regular printed publications on sale to the public within 60 days of the event related to those data/results and always provided that copyright symbol appears together as follows below.

© DORNA WSBK ORGANIZATION Srl 2019



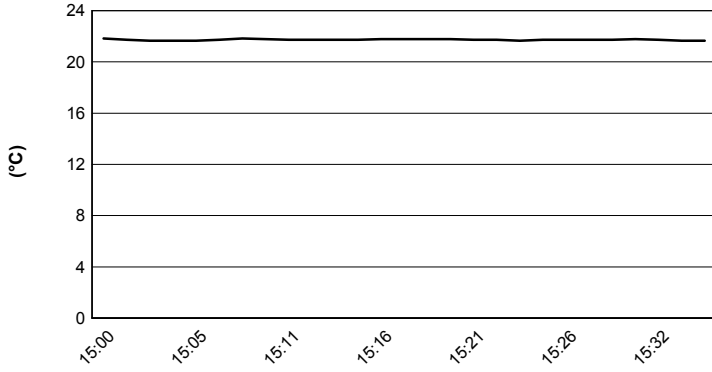
Phillip Island 4.445 m

Yamaha Finance Australian Round, 22-24 February 2019

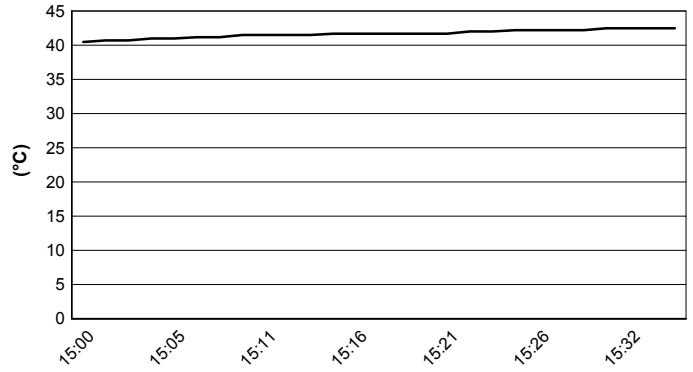
World Superbike - Weather Report Race 1

Session started 15:00 - Session ended 15:34

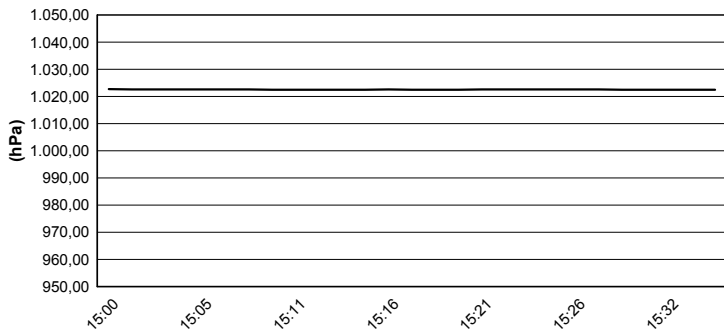
Air Temperature



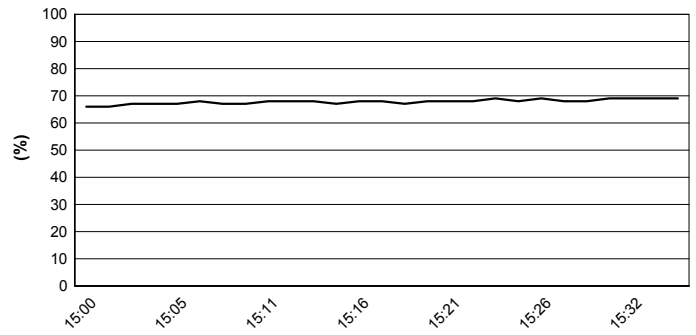
Track Temperature



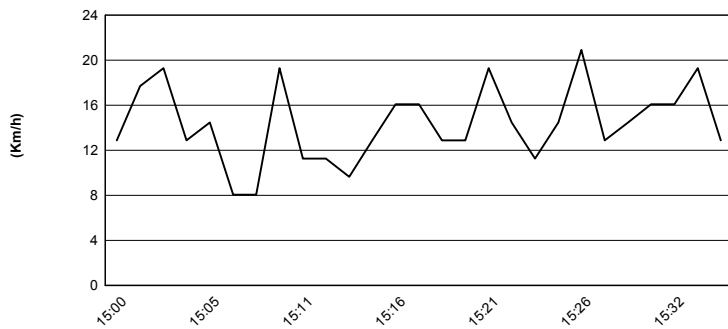
Air Pressure



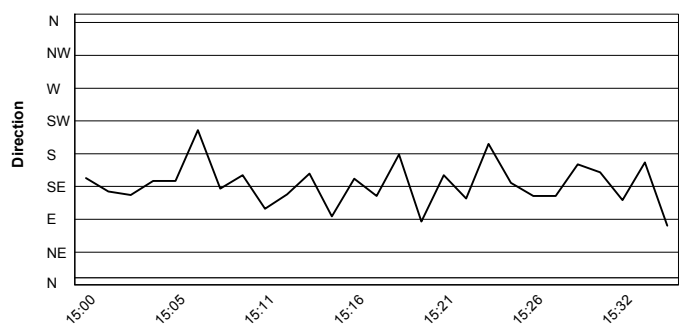
Humidity



Wind Speed



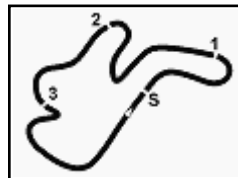
Wind Direction



23/02/2019

These data/results cannot be reproduced, stored and/or transmitted in whole or in part by any manner of electronic, mechanical, photocopying, recording, broadcasting or otherwise now known or herein after developed without the previous express consent by the copyright owner, except for reproduction in daily press and regular printed publications on sale to the public within 60 days of the event related to those data/results and always provided that copyright symbol appears together as follows below.

© DORNA WSBK ORGANIZATION Srl 2019



Phillip Island 4.445 m

Yamaha Finance Australian Round, 22-24 February 2019 World Superbike - Championship Standings

1 / 2

	Points	Points From First	Points From Previous	February 24 PHILLIP ISLAND	March 17 BURIRAM	April 7 ARAGON	April 14 ASSEN	May 12 IMOLA	June 9 JEREZ	June 23 MISANO	July 7 DONINGTON PARK	July 14 LAGUNA SECA	September 8 PORTIMAO	September 24 MAGNY COURS	October 13 VILLICUM	October 26 LOSAIL		
1 BAUTISTA Alvaro (ESP)	25			25														
2 REA Jonathan (GBR)	20	5		20														
3 MELANDRI Marco (ITA)	16	9	4	16														
4 LOWES Alex (GBR)	13	12	3	13														
5 VAN DER MARK Michael (NED)	11	14	2	11														
6 RAZGATLIOGLU Toprak (TUR)	10	15	1	10														
7 SYKES Tom (GBR)	9	16	1	9														
8 CORTESE Sandro (GER)	8	17	1	8														
9 RINALDI Michael Ruben (ITA)	7	18	1	7														
10 DAVIES Chaz (GBR)	6	19	1	6														
11 TORRES Jordi (ESP)	5	20	1	5														
12 LAVERTY Eugene (IRL)	4	21	1	4														
13 REITERBERGER Markus (GER)	3	22	1	3														
14 MERCADO Leandro (ARG)	2	23	1	2														
15 HASLAM Leon (GBR)	1	24	1	1														

23/02/2019

First Line: Race 1 & 2 - Second Line: Tissot Superpole Race

These data/results cannot be reproduced, stored and/or transmitted in whole or in part by any manner of electronic, mechanical, photocopying, recording, broadcasting or otherwise now known or herein after developed without the previous express consent by the copyright owner, except for reproduction in daily press and regular printed publications on sale to the public within 60 days of the event related to those data/results and always provided that copyright symbol appears together as follows below.

© DORNA WSBK ORGANIZATION Srl 2019

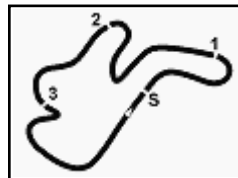
FICR PERUGIA TIMING



Official Tyre Supplier



Official Timekeeper



Phillip Island 4.445 m

Yamaha Finance Australian Round, 22-24 February 2019
World Superbike - Championship Standings

2 / 2

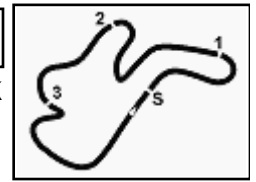
Points	Points From First	Points From Previous	February 24	March 17	April 7	April 14	May 12	June 9	June 23	July 7	July 14	September 8	September 24	October 13	October 26
			PHILLIP ISLAND	BURIRAM	ARAGON	ASSEN	IMOLA	JEREZ	MISANO	DONINGTON PARK	LAGUNA SECA	PORTIMAO	MAGNY COURS	VILLICUM	LOSAIL
Independent Riders															
1	MELANDRI Marco (ITA)	16	16												
2	RAZGATLIOGLU Toprak (TUR)	10 6	10												
3	CORTESE Sandro (GER)	8 8 2	8												
4	RINALDI Michael Ruben (ITA)	7 9 1	7												
5	TORRES Jordi (ESP)	5 11 2	5												
6	LAVERTY Eugene (IRL)	4 12 1	4												
7	MERCADO Leandro (ARG)	2 14 2	2												

23/02/2019 First Line: Race 1 & 2 - Second Line: Tissot Superpole Race

These data/results cannot be reproduced, stored and/or transmitted in whole or in part by any manner of electronic, mechanical, photocopying, recording, broadcasting or otherwise now known or herein after developed without the previous express consent by the copyright owner, except for reproduction in daily press and regular printed publications on sale to the public within 60 days of the event related to those data/results and always provided that copyright symbol appears together as follows below.

© DORNA WSBK ORGANIZATION Srl 2019





Phillip Island 4.445 m

Yamaha Finance Australian Round, 22-24 February 2019
World Superbike - Manufacturers Standings

	Points	Points From First	Points From Previous	February 24 PHILLIP ISLAND	March 17 BURIRAM	April 7 ARAGON	April 14 ASSEN	May 12 IMOLA	June 9 JEREZ	June 23 MISANO	July 7 DONINGTON PARK	July 14 LAGUNA SECA	September 8 PORTIMAO	September 24 MAGNY COURS	October 13 VILLICUM	October 26 LOSAIL	
1 DUCATI	25			25													
2 KAWASAKI	20	5		20													
3 YAMAHA	16	9	4	16													
4 BMW	9	16	7	9													

23/02/2019 First Line: Race 1 & 2 - Second Line: Tissot Superpole Race

These data/results cannot be reproduced, stored and/or transmitted in whole or in part by any manner of electronic, mechanical, photocopying, recording, broadcasting or otherwise now known or herein after developed without the previous express consent by the copyright owner, except for reproduction in daily press and regular printed publications on sale to the public within 60 days of the event related to those data/results and always provided that copyright symbol appears together as follows below.

© DORNA WSBK ORGANIZATION Srl 2019

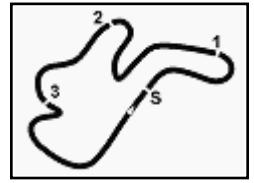
FICR PERUGIA TIMING



Official Tyre Supplier



Official Timekeeper



Phillip Island 4.445 m

Yamaha Finance Australian Round, 22-24 February 2019 World Superbike - Provisional Starting Grid - Tissot Superpole Race

10 Laps x 4,445 km = 44,450 km

Pos	Number	Name	Team	Time
1	1	REA J.	Kawasaki	1'29.413
2	91	HASLAM L.	Kawasaki	1'29.624
3	19	BAUTISTA A.	Ducati	1'29.729
4	66	SYKES T.	BMW	1'29.822
5	22	LOWES A.	Yamaha	1'29.987
6	11	CORTESE S.	Yamaha	1'30.159
7	60	VAN DER MARK M.	Yamaha	1'30.361
8	21	RINALDI M.	Ducati	1'30.390
9	33	MELANDRI M.	Yamaha	1'30.401
10	2	CAMIER L.	Honda	1'30.608
11	50	LAVERTY E.	Ducati	1'30.730
12	81	TORRES J.	Kawasaki	1'30.760
13	28	REITERBERGER M.	BMW	1'30.900
14	54	RAZGATLIOGLU T.	Kawasaki	1'31.015
15	36	MERCADO L.	Kawasaki	1'31.062
16	7	DAVIES C.	Ducati	1'31.587
17	23	KIYONARI R.	Honda	1'31.626
18	52	DELBIANCO A.	Honda	1'32.135
19	17	HERFOSS T.	Honda	1'36.895

23/02/2019 Jury President

These data/results cannot be reproduced, stored and/or transmitted in whole or in part by any manner of electronic, mechanical, photocopying, recording, broadcasting or otherwise now known or herein after developed without the previous express consent by the copyright owner, except for reproduction in daily press and regular printed publications on sale to the public within 60 days of the event related to those data/results and always provided that copyright symbol appears together as follows below.

© DORNA WSBK ORGANIZATION Srl 2019

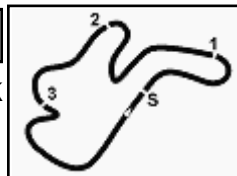
FKR PERUGIA TIMING



Official Tyre Supplier



Official Timekeeper



Phillip Island 4.445 m

Yamaha Finance Australian Round, 22-24 February 2019 World Superbike - Best Laps & Speeds

No.	Rider Bike	Nat	Best Lap		FP1		FP2		FP3		SP		RC1				
			LL	SPD	LL	SPD	LL	SPD	LL	SPD	LL	SPD	LL	SPD			
1	1 J. REA Kawasaki ZX-10RR	GBR	1'29.413 89 313,0		1'30.341 21 311,2	1'30.367 25 307,6	1'30.299 14 310,3	1'29.413 7 311,2	1'31.453 22 313,0								
2	91 L. HASLAM Kawasaki ZX-10RR	GBR	1'29.624 89 315,7		1'30.499 19 310,3	1'30.482 26 311,2	1'30.259 13 315,7	1'29.624 9 313,0	1'31.503 22 312,1								
3	19 A. BAUTISTA Ducati Panigale V4 R	ESP	1'29.729 91 322,3		1'30.362 21 316,7	1'30.327 25 316,7	1'29.785 10 322,3	1'29.729 13 317,6	1'30.884 22 313,0								
4	66 T. SYKES BMW S1000 RR	GBR	1'29.822 78 306,8		1'30.664 20 299,1	1'31.335 16 298,3	1'30.671 13 300,0	1'29.822 7 298,3	1'31.597 22 306,8								
5	22 A. LOWES Yamaha YZF R1	GBR	1'29.987 88 313,9		1'31.285 21 310,3	1'30.783 23 305,9	1'30.325 12 311,2	1'29.987 10 313,9	1'31.162 22 313,9								
6	11 S. CORTESE Yamaha YZF R1	GER	1'30.159 82 314,8		1'30.850 18 307,6	1'31.362 21 303,3	1'31.411 13 303,3	1'30.159 8 313,0	1'31.633 22 314,8								
7	60 M. VAN DER MARK Yamaha YZF R1	NED	1'30.361 91 317,6		1'31.060 19 312,1	1'31.049 28 308,5	1'31.432 11 315,7	1'30.361 11 305,0	1'31.873 22 317,6								
8	21 M. RINALDI Ducati Panigale V4 R	ITA	1'30.390 83 316,7		1'31.855 20 313,9	1'31.238 23 310,3	1'32.151 7 313,9	1'30.390 11 313,9	1'32.207 22 316,7								
9	33 M. MELANDRI Yamaha YZF R1	ITA	1'30.401 81 312,1		1'31.355 22 309,4	1'31.259 17 307,6	1'30.862 10 309,4	1'30.401 10 311,2	1'31.861 22 312,1								
10	50 E. LAVERTY Ducati Panigale V4 R	IRL	1'30.430 80 315,7		1'32.095 19 306,8	1'31.403 17 306,8	1'30.430 10 315,7	1'30.730 12 312,1	1'31.755 22 314,8								
11	2 L. CAMIER Honda CBR1000RR	GBR	1'30.608 74 313,0		1'31.024 21 306,8	1'30.792 24 305,9	1'31.354 13 311,2	1'30.608 8 313,0	1'31.782 8 310,3								
12	81 J. TORRES Kawasaki ZX-10RR	ESP	1'30.760 87 313,9		1'31.146 21 310,3	1'31.595 21 300,8	1'31.350 13 302,5	1'30.760 10 306,8	1'32.036 22 313,9								
13	28 M. REITERBERGER BMW S1000 RR	GER	1'30.862 88 306,8		1'30.862 22 302,5	1'31.594 20 300,0	1'30.966 13 306,8	1'30.900 11 300,8	1'32.119 22 305,9								
14	54 T. RAZGATLIOGLU Kawasaki ZX-10RR	TUR	1'31.015 80 312,1		1'31.599 19 300,8	1'31.125 19 306,8	1'31.031 13 307,6	1'31.015 7 312,1	1'31.459 22 312,1								
15	36 L. MERCADO Kawasaki ZX-10RR	ARG	1'31.062 77 315,7		1'31.847 20 304,2	1'31.545 17 300,0	1'31.389 11 311,2	1'31.062 7 303,3	1'31.945 22 315,7								
16	7 C. DAVIES Ducati Panigale V4 R	GBR	1'31.134 87 318,5		1'31.334 21 315,7	1'31.484 20 312,1	1'31.134 13 318,5	1'31.587 11 315,7	1'31.929 22 318,5								
17	23 R. KIYONARI Honda CBR1000RR	JPN	1'31.626 78 307,6		1'31.940 21 305,9	1'31.790 14 305,0	1'33.121 10 305,9	1'31.626 11 306,8	1'32.447 22 307,6								
18	52 A. DELBIANCO Honda CBR1000RR	ITA	1'32.135 69 301,6		1'32.669 14 300,8	1'33.017 16 295,8	1'32.495 10 301,6	1'32.135 8 298,3	1'32.890 21 298,3								
19	17 T. HERFOSS Honda CBR1000RR	AUS	1'34.048 38 296,7		1'34.324 11 293,4	1'34.654 5 293,4	1'34.048 4 295,0	1'36.895 2 290,3	1'35.200 16 296,7								

23/02/2019

These data/results cannot be reproduced, stored and/or transmitted in whole or in part by any manner of electronic, mechanical, photocopying, recording, broadcasting or otherwise now known or herein after developed without the previous express consent by the copyright owner, except for reproduction in daily press and regular printed publications on sale to the public within 60 days of the event related to those data/results and always provided that copyright symbol appears together as follows below.

© DORNA WSBK ORGANIZATION Srl 2019

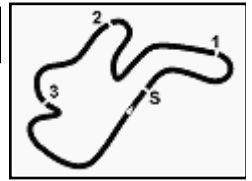
FIAT PERUGIA TIMING



Official Tyre Supplier



Official Timekeeper



Phillip Island 4.445 m

Yamaha Finance Australian Round, 22-24 February 2019
World Superbike - Pirelli Best Lap Award

	Points	Points From First	Points From Previous	February 24 PHILLIP ISLAND	March 17 BURIRAM	April 7 ARAGON	April 14 ASSEN	May 12 IMOLA	June 9 JEREZ	June 23 MISANO	July 7 DONINGTON PARK	July 14 LAGUNA SECA	September 8 PORTIMAO	September 24 MAGNY COURS	October 13 VILLICUM	October 26 LOSAIL		
1 BAUTISTA Alvaro (ESP)	1	1																

23/02/2019 First Line: Race 1 & 2 - Second Line: Tissot Superpole Race

These data/results cannot be reproduced, stored and/or transmitted in whole or in part by any manner of electronic, mechanical, photocopying, recording, broadcasting or otherwise now known or herein after developed without the previous express consent by the copyright owner, except for reproduction in daily press and regular printed publications on sale to the public within 60 days of the event related to those data/results and always provided that copyright symbol appears together as follows below.

© DORNA WSBK ORGANIZATION Srl 2019

FKR PERUGIA TIMING



Official Tyre Supplier



Official Timekeeper